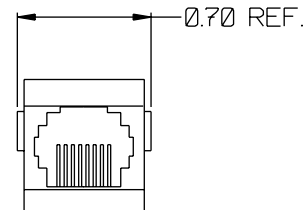

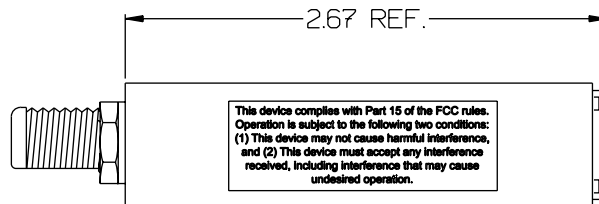


MECHANICAL:



ELECTRICAL:

- INSERTION LOSS: < 2 dB, 5 MHz TO 250 MHz  
< 3 dB, 250 MHz TO 550 MHz  
< 4 dB, 550 MHz TO 860 MHz
- RETURN LOSS: > 12.5 dB, 5 MHz TO 25 MHz  
> 17.5 dB, 25 MHz TO 250 MHz  
> 15 dB, 250 MHz TO 550 MHz  
> 12.5 dB, 550 MHz TO 860 MHz
- VIDEO PINOUT: RJ-45 PIN 7 AND PIN 8

THIS DEVICE COMPLIES WITH PART 15 OF THE FCC RULES. OPERATION IS SUBJECT TO THE FOLLOWING TWO CONDITIONS: 1) THIS DEVICE MAY NOT CAUSE HARMFUL INTERFERENCE, AND 2) THIS DEVICE MUST ACCEPT ANY INTERFERENCE RECEIVED, INCLUDING INTERFERENCE THAT MAY CAUSE UNDESIRED OPERATION.

US PATENTS 5,495,212 AND 5,633,614 AND 6,150,896

APPLICATION:

For unbalanced to balanced conversion of RF signals in CATV/MATV systems at distances of up to 100 meters on CAT5 or better grade cable. (Product testing in specific applications is recommended.)

For more information go to - <http://www.lynxbroadband.com/>

**BH**® BH ELECTRONICS, INC.  
BURNSVILLE & MARSHALL, MN  
©1998 BH Electronics

TITLE:  
Lynx® SINGLE PORT  
CONVERTER

PART NO: 040-0074

DATE:  
4/03