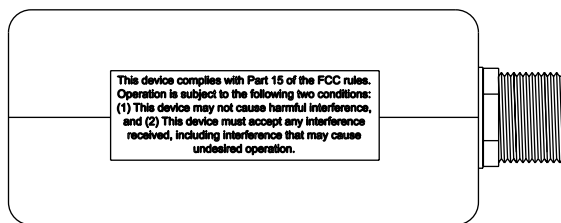
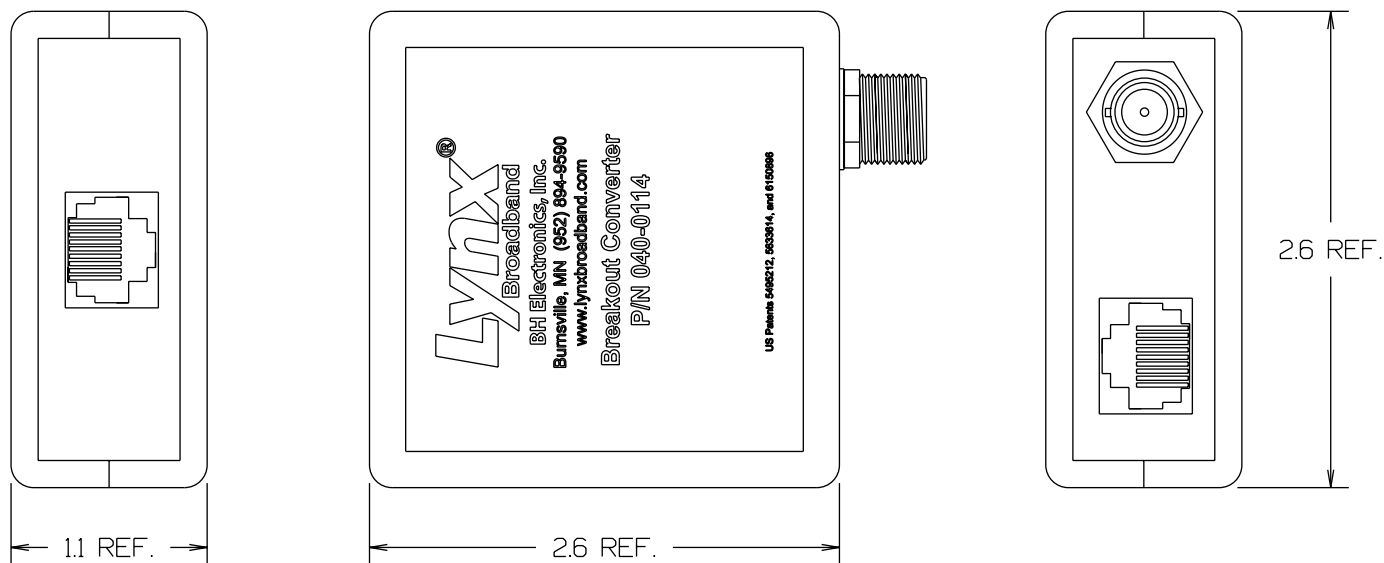


MECHANICAL:



TERMINATION SWITCH POSITION TABLE:

BOARD EDGE

SWITCH POS.  
1 2 3 4 5 6

RJ-45 WIRE  
6 3 1 2 4 5

ELECTRICAL:


INSERTION LOSS:	< 2 dB, 5 MHz TO 250 MHz < 3 dB, 250 MHz TO 550 MHz < 4 dB, 550 MHz TO 860 MHz
RETURN LOSS:	> 10 dB, 5 MHz TO 25 MHz > 17.5 dB, 25 MHz TO 250 MHz > 15 dB, 250 MHz TO 300 MHz > 10 dB, 300 MHz TO 400 MHz > 7.5 dB, 400 MHz TO 860 MHz
TERMINATION SW:	ALL OFF (FACTORY DEFAULT)

THIS DEVICE COMPLIES WITH PART 15 OF THE FCC RULES. OPERATION IS SUBJECT TO THE FOLLOWING TWO CONDITIONS: 1) THIS DEVICE MAY NOT CAUSE HARMFUL INTERFERENCE, AND 2) THIS DEVICE MUST ACCEPT ANY INTERFERENCE RECEIVED, INCLUDING INTERFERENCE THAT MAY CAUSE UNDESIRED OPERATION.

US PATENTS 5,495,212 AND 5,633,614 AND 6,150,896

APPLICATION:

For use in CATV/MATV distribution systems with data, phone, or remote control on pairs 1, 2, or 3 of CAT5 or higher grade cable. (Product testing in specific applications is recommended.)

 <sup>®</sup> BH ELECTRONICS, INC.  
BURNSVILLE & MARSHALL, MN  
©1998 BH Electronics

TITLE:  
Lynx <sup>®</sup> LVD  
BREAKOUT BOX

PART NO: 040-0114

DATE:  
4/03